

SAF education

# picture card

## vantage point

## sharjah 2

Building GH, SAF Art Spaces

### about the exhibition

*Vantage Point Sharjah 2* explores the landscape, life and people of Sharjah and the U.A.E. The theme of the exhibition is portrait photography. A portrait captures the identity of one person or a group of people.

**Negative space** is the empty space around the subject. It helps to draw the viewer to the focus of the photograph. Having lots of negative space in a photograph makes it more interesting.

Mark the negative space. Who is the focus of this photograph?

Find two other examples in the exhibition with lots of negative space.  
Write down the artist's name for each.



Photograph by Marwa Alzarooni

# tell a story...

Look closely at this photograph. Use your imagination to tell a short story about the picture



Photograph by Muhammad Sajjad

# picture card

## vantage point

### sharjah 2


Building GH, SAF Art Spaces

#### about the artwork

The **rule of thirds** is an important element in photography. It helps to naturally draw the eye to the top, bottom, right, or left third of a picture. Using this rule helps to make your photograph more appealing.


Look at the photographs to your right. Each photograph is divided into 9 equal parts.

Where is your eye drawn to in each example?



1  
Photograph by Sophie Machin

- Top right third
- Top left third




2  
Photograph by Megan Eloise

- Bottom right third
- Top right third

Look at other photographs in the exhibition. Find other examples when artists used the third rule.

# draw

The relationship between artist and subject is very important. Draw the people you know best, your family. When you get home cut out their faces from old photographs and paste them on the drawing



SAF education

# picture card

## vantage point

## sharjah 2

Building GH, SAF Art Spaces

### about portrait photography

There are many different styles of portrait photography.

In a **Classical Portrait** the face is the main element in the photograph. The person often looks directly at the viewer.

An **Environmental Portrait** is when a person is photographed where they live or work. One example is a teacher photographed in a classroom.

A **Candid Portrait** is an unplanned photograph. It means taking a picture of someone behaving naturally or just being themselves.

Look at the photographs to your right. Can you identify each of these styles of photography?

- 1.
- 2.
- 3.



Photograph by Mostafa Ajjawi




Photograph by Saif Humaid Alzari



Photograph by Shahid Mohammed

# complete the classical portrait

Use your imagination to complete the drawing



SHARJAHART.ORG



SHARJAH ART FOUNDATION